



Pacific Symphony

CARL ST. CLAIR MUSIC DIRECTOR



FAMILY MUSICAL MORNINGS PRE-VISIT GUIDE

Renée and Henry Segerstrom Concert Hall

Concert Hall

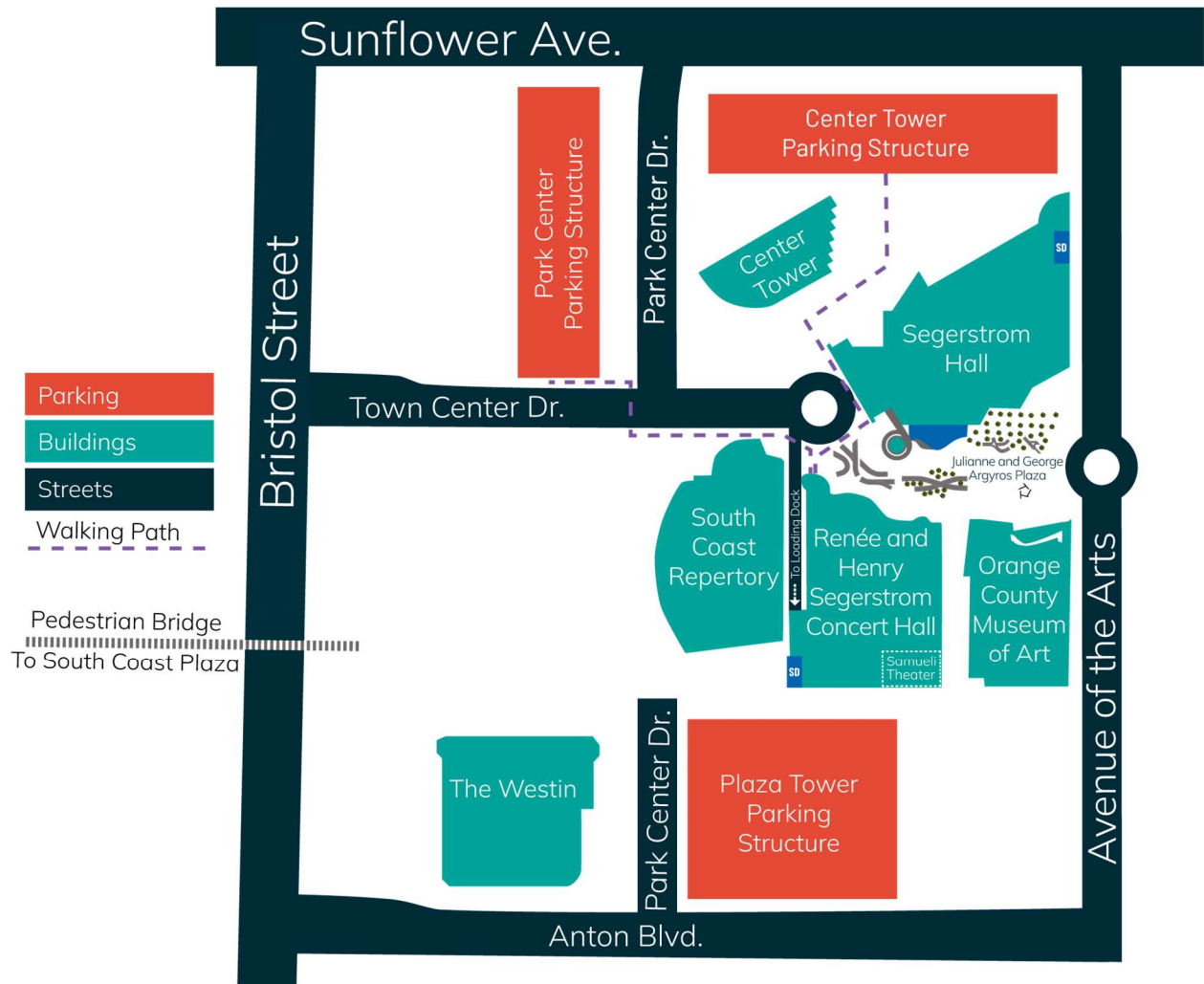
I am going to a **concert hall** at the Segerstrom Center for the Arts to see a show.

The hall is named Renée and Henry Segerstrom Concert Hall.



Park the Car

We will **park the car** in the Center Tower or Park Center parking structures, then go to the entrance of the concert hall.




Go to the Concert Hall

To get to the **Concert Hall**, we will need to move from the parking structure towards Argyros Plaza.

We will go towards a large fountain at the entrance to Argyros Plaza and the front of Renée & Henry Segerstrom Concert Hall. We may need to cross the street to get there.

Argyros Plaza will have benches, people, trees, and music playing in the background.




Enter the Concert Hall

To **enter the Concert Hall**, we will need to go through a security check.

Security are friendly staff who may ask you questions about things you brought to the **Concert Hall**.

We will place any metal items that we brought into a tray. If we brought a small bag, the security guard will look into our bag to make sure there is nothing dangerous inside. We are allowed to bring water if it is in an unopened plastic water bottle.

When we go through the metal detector, there will be lights and maybe a beep. If the metal detector beeps, the security guard may ask us to go through again or may ask us questions.



Follow this [link](#) for more information on hall safety and security.

Ticket Scanners

The theater usher will scan my **ticket** with a **machine** that beeps.
After the beeping sound, my family and I can go into the concert hall
lobby.

Lobby

The Renée & Henry Segerstrom Concert Hall **lobby** is mostly white, with a spiral staircase, and hanging lights. There are elevators to take us to different levels.

It can be noisy in the lobby. There may be a lot of people talking and live music.



Welcome Table

There will be a **welcome table** near the entrance of the lobby.

I can borrow a **sensory bag** to use in the lobby or during the show.

The **volunteers** in red shirts are friendly and can help me if I need **help** or have **questions**.



Lobby Activities

There will be **activities** I can participate in on the first three floors of the lobby. I can take photos with my family and friends, make crafts, and play instruments.

I can choose which **activities** I want to try. Volunteers in red shirts will show me how to do each activity.

9:00am – 9:45am Lobby Activities

10:00am – 10:45am First Concert*

11:30am – 12:15pm Second Concert*

12:15pm – 1:00pm Lobby Activities

*Lobby Activities are closed between concerts



Follow this [link](#) for more information on concert times and lobby activities.

Elevator and Stairs

I can use the **elevator** or **stairs** to go any level. I can use the **elevator** or **stairs** to find my seat or to participate in different activities.

If I use the **stairs**, I will be careful when I walk up or down the **stairs**.

I can hold onto the railing when I walk up or down the **stairs**.



Usher

The **usher** is a friendly helper.


I can ask the **usher** for help.

The **usher** can help me find my seat.



Enter the Concert Hall

When I enter the concert hall, where the show will happen, I will either go through doors or a hallway with doors at the end.



Seat Cushions

I, or others in my group, may be given a **seat cushion** before entering the concert hall. For safety, moveable seats cannot have a **seat cushion**.

I can use a **seat cushion** if I would like one. **Seat cushions** make it easier to see the stage and are comfortable.

My Seat

Every **seat** in the concert hall has a letter and a number on the **seat**.

Every ticket has a letter and a number.

I will match the ticket letter and number with the seat letter and number.

An usher will help me find my **seat**.

This is where I will sit for the show.



Sitting

I will always be **sitting** next to my family or friends.

I might have someone I know on one side of me and a person I don't know on the other side of me.

When I am **sitting**, sometimes a person will walk in front of me.



Performance

During the show, there will be an **orchestra** on stage. There might also be actors or dancers.

Sometimes the music will be **loud**, and sometimes it will be **soft**.

There will be a video screen above the stage with **bright colors** and pictures.

I can leave the concert hall and come back if I want to.



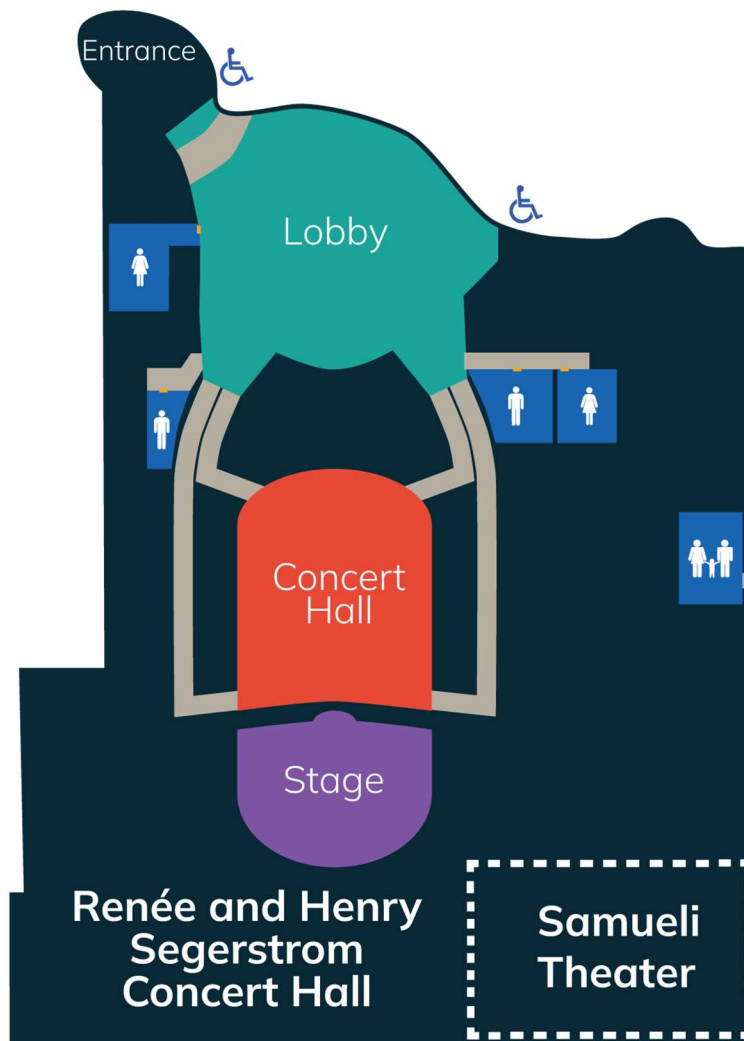
Drinking Fountains & Bathrooms

I will tell someone I know if I must go to the **bathroom** or need a **drink**.

I can go to the **bathroom** any time I need.

There are **bathrooms** and **drinking fountains** on every level.

The toilets flush automatically when you move. When the toilet flushes, it might make a loud noise and flush more than once.



Lobby Time

I will tell someone I know if I want some **quiet time**.

I can leave the show and go to the **lobby**.

I can sit in a chair or walk around the **lobby**.

TV Monitor

If I need a break from the show, I can go to the lobby.

The lobby will have a **TV monitor**.

I can still watch the show on the **TV** in the lobby.

Clapping

After each song, people will **clap**.

And when the show ends, people will **clap**.

If I like the show, I can **clap** when the show ends.

I can cover my ears if the clapping noise is too loud.

People **clap** only for a short time, then the clapping is over.



Leaving

I will go up or down the **stairs** to leave the concert hall.

All the people will **leave** the theater at the same time. If I am with family or friends, we will move together.

The stairs and lobbies will be crowded.

I will walk slowly on the stairs and will look for Exit signs to help us **leave**.